



Pocket Nurse®

Simulation & Education Supplies

1-800-225-1600

www.PocketNurse.com | cs@pocketnurse.com

Ordered by:

Name: _____

Organization: _____

Address: _____

City: _____ State: _____ ZIP: _____

Phone: (____) _____

Fax: (____) _____

E-Mail: _____

Ship to: (if different)

Name: _____

Organization: _____




Address: _____

City: _____ State: _____ ZIP: _____

Phone: (____) _____

Fax: (____) _____

E-Mail: _____

| ITEM NUMBER | PAGE | COLOR | SIZE | QTY. | DESCRIPTION | PRICE | TOTAL |
|------------------------------------------------------------------------------------------------------------------------------------------------------------|------|-------|------|----------------------------------------------------------------------------------------------------------------------------------------------------------------------------------------------------------------------------------------------------------------------------|-------------|-------------------------|-------|
| | | | | | | | |
| | | | | | | | |
| | | | | | | | |
| | | | | | | | |
| | | | | | | | |
| | | | | | | | |
| | | | | | | | |
| | | | | | | | |
| | | | | | | | |
| | | | | | | | |
| MERCHANDISE TOTAL UNDER \$50.00 WILL INCUR A \$20.00 SERVICE CHARGE | | | | | | | |
| Method of Payment (Choose one): | | | | | | | |
| Find shipping costs online at: https://www.pocketnurse.com/default/shipping-info | | | | <input type="checkbox"/> NET 30 on Acct # _____ | | Subtotal Pg. 1 | |
| | | | | <input type="checkbox"/> PO # _____ | | Subtotal Pg. 2 | |
| | | | | <input type="checkbox"/> Check Payable to: Pocket Nurse | | Shipping | |
| | | | | <input type="checkbox"/> Please enter credit card number into boxes below. | | Sales Tax: (PA ONLY 6%) | |
| | | | | <div></div> | | Total | |

Card #

CID #

Exp. Date:

Name on Card (Print): _____ Signature: _____